

# Newsletter

Term 2

Issue 1



SUNNY BANK PRIMARY SCHOOL

# 10 Top Tips for Parents and Educators EDUCATING CHILDREN ON SPENDING AND SAVING

Evidence shows that children's spending habits begin to form as early as seven years old. With primary schools in England not required to teach financial literacy, many young people are reaching adulthood without knowing the basics of budgeting. This guide explains how to teach young people about money in a practical way, giving them the understanding to become savvy spenders and savers.

## 1 PROVIDE POCKET MONEY

Giving children money – even a small amount – can help them learn to make their own budgeting decisions about how to spend or save it. Research shows that youngsters who receive pocket money are more likely to become adults with strong financial skills and significantly less debt.

## 2 USE A PREPAID CARD

Being able to pay by card is essential these days, with some retailers not accepting cash since the pandemic. Prepaid debit cards are available for children from the age of six, allowing them to get used to spending like they will as adults with no risk of dipping into an overdraft. Learning about money is like learning to swim – you need to get in the pool and have a go!

## 3 PRACTISE BORROWING

Although official borrowing is only available to over 18s, kids need to understand how debt and interest works before they become adults and are exposed to credit cards or 'buy now, pay later' schemes. For a safe means of teaching them about this, parents could offer them extra pocket money but explain that it needs to be paid back by a certain date, plus an extra couple of pounds as interest.

## 4 ENCOURAGE OPEN CONVERSATION

Chatting about money and how much things cost will teach children that finance is a part of everyday life and not some "scary adult thing". Parents can involve them in budgeting for the weekly shop, for example, working together to get everything on the list while keeping the total below a certain number. Letting young ones make spending decisions in a safe space can build up their confidence regarding money.

## 5 DISCUSS THE PRESSURE TO SPEND

Whether it's YouTube ads or a hint of envy at a friend's recent purchase, spending triggers are everywhere. Encourage children to notice how clever shop design (like placing sweets at the checkout) and offers such as '2 for 1' deals entice us to spend more. Challenge them to resist impulse buys by getting them to sleep on it before deciding to spend.

## 6 TELLING 'NEED' FROM 'WANT'

Learning how to prioritise spending is an important life skill: the difference between life's essentials and "nice to haves" is key to budgeting. If children pester you for treats while shopping, it's the perfect time to say "That's a want. We're getting our needs first." You could show how you budget for food, electricity and so on before buying fun things.

## 7 ENCOURAGE SAVING

Getting children saving early can set them up with a useful habit for their adult life. Suggest that they set something aside every time they receive money and help them set a target for how much to put away, so they feel motivated to continue. For example, encouraging them to save for a friend's birthday gift can get children much more invested in what they buy.

## 8 SPARK INTEREST IN INTEREST

Motivate children by telling them about interest; you can describe it as a reward for saving money. Explain how everything they put away will grow over time. As an exciting example, explain that 1p doubled every day for a month would amount to approximately £10 million. Some prepaid cards for young people also offer interest; parents and carers could also add a little to supplement what their child saves and show how it works.

## 9 PAYING FOR CHORES

This is a complex debate with no right or wrong answer: it depends on what works for each individual family. However, it can be one of the best ways to teach children that money needs to be earned and helps to create more mindful spenders. If parents aren't keen on paying for everyday chores, they could ask the children to suggest their own ideas for earning a little extra.

## 10 PROTECT CHILDREN FROM SCAMS

Scams are a terrifyingly easy way to lose money, and children are generally more likely to be taken in due to a lack of experience with these financial criminals. As a minimum, make sure they're aware of the most common scams they could be exposed to – by text, email and phone, for instance. Young people should tell a trusted adult about any unexpected message or call and never give out their personal information.

## Meet Our Expert

GoHenry is a prepaid debit card and financial education app with a mission to make every young person smart with money. Co-founder and CEO Louise Hill is a passionate campaigner for better financial literacy among school children and strongly believes that money management is a crucial life skill.

goHenry

#WakeUpWednesday®

The National College®

Source: See full reference list on guide page at: <https://nationalcollege.com/guides/spending-and-saving>

@wake\_up\_weds

/www.thenationalcollege

@wake.up.wednesday

@wake.up.weds

Users of this guide do so at their own discretion. No liability is entered into. Current as of the date of release: 20.11.2024

**Reception intake September 2025 and Nursery intake  
January, April and September 2025**

**Come and see what we have to offer**

**A PERSONALISED TOUR WITH THE HEAD OF SCHOOL**

**MEET OUR AMAZING CHILDREN**

**VISIT OUR MODERN PURPOSE BUILT SCHOOL AND FACILITIES**

**HEAR ABOUT OUR ENGAGING EXCITING CURRICULUM**

**VISIT OUR FOREST SCHOOL**



### Reception tours

Please call the office to book on to one of these days

#### Dates and Times

**Thursday 28th November 13:30 - 14:00**

**Friday 13th December 10:00 – 10:30**

If you cannot make any of those dates and would like to come and see the school, please contact the office



**visit our website:**  
[www.sunnybank.kent.sch.uk](http://www.sunnybank.kent.sch.uk)

**CALL US NOW**  
**01795 473891**



**SCAN  
TO  
WATCH  
VIDEOS**



  
**The Island  
Learning Trust**

**Ofsted**  
Good  
Provider



# HEAD OF SCHOOL MESSAGE



It has been a very successful start to our Term 2 Christmas Term with lots of things happening.

**Attendance has dropped a little bit this term so far, we have 92%. It is that time of the year when colds and bugs are more prevalent. We have focused our PSHE lessons this term on how to stay healthy and how to avoid germs and bugs and have shared with parents on Facebook some videos that we have shown the children. Parents can reinforce these messages with their children to reinforce these good habits.**

I am extremely proud of our School Parliament and the work that they have done this term. They have led anti-bullying week and parliament week this week. We have had visits from the Councillor for Sittingbourne North and the MP for Sittingbourne and Sheppey to talk to the children all about parliament. The whole school have taken part in a parliamentary debate and a whole school vote to decide on a fundraising day. They had a choice between a crazy clothes/hair day and a colour run day, with the colour run winning the vote. We also have two new members of our school parliament joining us from Willow and Aspen classes. Alex and Antonio.



Parents will also have received information about the launch of our Sunny Bank Primary School Members Lottery. Parents and community members have the opportunity to win money every month. It is our way of giving something back in thanks to all our community for your continued support.

It is of course the Christmas Term and so we have lots of other activities planned. We have the Christmas Panto, Christmas Disco, The Christmas Jamboree at Highsted, colouring competition, Sunny Bank Choir visit to Elvy Court Care home, EYFS Christingle, Christmas Jumper Day, all of the Christmas concerts and of course the Christmas Fayre.

It will be an exciting and fun filled end to the term!

I would like to say a big thank you to everyone who has donated to our minibus cause and those who have donated items to our Christmas Fayre. We have had lots of clothes, toys, and gift sets so far.

I am looking forward to seeing all of you at the concerts and the Christmas Fayre. We will be sending information shortly about our raffle, Tombola and Santa's grotto at the Fayre.

Have a fantastic weekend, I hope you enjoy our Newsletter, and I thank you in advance, as always, for your support as partners in our children's education.

Mr Allen  
**Head of School**





*Extra!*

# Christmas Fayre Invitation!



*Thursday 19th December*



We are delighted to invite you to our Christmas Fayre on the afternoon of **Thursday 19th December**. Our new PTA – “Friends of Sunny Bank Primary School” will be running the fayre this year, so we do hope that you will all attend and show your support. We will send out a communication closer to the time with a list of the exciting attractions at the fayre including prices. We have lots of fun and excitement planned – including our Santa’s Grotto!



# MERRY CHRISTMAS



There will be a variety of stalls and activities and it will be lots of fun! Christmas Fayres are charitable events which bring the community together and help to raise a little bit of money for the school.

We normally ask for donations from businesses and families.

The donations we are asking for, are anything that we can raffle or put in our Tombola.

Any donations that you can make would be greatly appreciated and we would welcome; bottles, toys, items that can be sold on our Bric a Brac stall, wrapped chocolates, sweets, tins, toiletries (unused), household, beauty etc. We would also be grateful for donations of cakes or biscuits (shop bought). *However, we ask that any perishable items such as these, be brought in **no earlier than 17th December.***



**14:00 – 15:30**  
**Parents and family members only**  
**15:30 – 17:00**  
**Open to the public**

Also, if you have any good condition soft cuddly toys that you are able to donate, we are hoping to have a 'Soft Toy Tombola'.

We will be sending out more information about donations soon. All donations can be given to **Mrs Newbury, Mrs Loughnane** or any member of the PTA.


If any parents would like to help set/up or run a stall please could you contact **Mrs O'Reilly** via the office.

We will also have some small local businesses holding stalls and selling their products. If anyone would be interested in holding a stall at our Christmas Fayre, please get in contact with **Miss Loughnane**, who will be able to provide more information.

We will be sending out more details about our fantastic Christmas Fayre, closer to the time.



**Thursday 19th December**



# Latest News



## Respect Week

During Respect Week, our amazing children shared what respect means to them! From kindness to listening, their thoughts will inspire you! Check out our video by scanning the QR code below and see the future of empathy in action. Let's spread respect everywhere!



Watch the  
**VIDEO**



## Sunny Bank Champions

Huge shoutout to Team Sunny Bank for their incredible victory over Canterbury Road with a stunning 7-0 score! Your teamwork and spirit shined bright on the field! Keep that momentum going, champions!

Here's to many more wins ahead!



## Seasonal Disco Success

What a way to end the term! Our very first PTA 'Seasonal Disco' was an absolute blast! The fancy dress costumes were off-the-charts amazing—our children sure know how to shine! 🌟 Huge thanks to everyone who came out and made it so special.



## Lest We Forget

This Remembrance Day, we came together as a community to honour the brave souls who served. Throughout the week, we proudly sold poppy merchandise and held a heartfelt assembly. Our two-minute silence was a touching moment of reflection. Let's keep their memory alive!



## New Gates at Sunny Bank



You will have seen that we have had our new pedestrian and vehicle gates and fencing installed at the front of the school. Please note that the new pedestrian gate is now automatic. Therefore when you have buzzed and spoken to reception, please wait until the gate opens automatically. Do not try to push the gate as this will damage the new motor. In the mornings, we ask please that you do not park to obstruct these gates. Vehicles and deliveries need to be able to reach the vehicle intercom in order to gain access to site.



## Forest School Wings

This term, we welcomed 15 children and 5 staff from Wings Nursery for a Forest school taster session. The kids participated in Autumn-themed activities, color matching, and outdoor exploration, enjoying the mud kitchen and balancing on logs and tyres while discovering mini beasts. We are excited to strengthen our community ties and look forward to their next visit!

## Parliament Week

What an amazing Parliament Week!  
Our School Parliament focused on eco-friendly planning, developed policies, and campaigned for activity days. Meeting and quizzing an MP and Councillor was the highlight, as we work together to shape a brighter future! ❤️







**SUNNY BANK**  
*Lottery*



£2.50 A MONTH  
JOIN TODAY

40% of the revenue to be won!





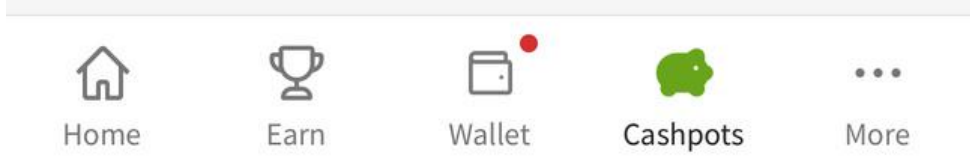
# Cashpoint for Schools

**Parentkind** – the charity that supports school PTAs - have teamed up with Asda, who is making millions of pounds available to donate to primary schools across the UK through their 'Cashpot for Schools' initiative – all you have to do is, opt in through the **Asda Rewards app**, click the Cashpots icon then choose **Sunny Bank Primary School, Sunny Bank Murston, Sittingbourne, ME10 3QN** and shop and scan in store or shop online at Asda.com -


until **30th November 2024.**

Asda will donate 0.5% of the value of your shop to Sunny Bank. Also, every time somebody opts in, Asda will give an additional £1 to the school Cashpot. Plus, it doesn't stop there – Asda are also giving £50 to every school to get them started.

The supermarket has joined forces with Joe Wicks to support the initiative – look out for the TV advert, radio ads and social media coverage.







We love to read



# ClassDojo

Did you know that children can earn Dojo points for their house teams for demonstrating our **ROAR** values, completing their home learning and attending well?

## Rewards for house

*House Team with the most Dojo's:*

- Each week will get 10 minutes extra play
- Each term will get a **non uniform day**
- Attend the **End of the Year Headteacher's Summer BBQ**



## Earning

- Perfect planner week: **Reading** and **Spelling** everyday and **TTRS** at least twice per week = **5 Points**
- Attend school for the full week – **5 Points**
- Termly attendance is **above 94%** = **15 Points**
- **Passport to Learning Project** - possible to earn between **10** and **15** points each term



Please speak to the children about this and support them to earn as many Dojos as they can through good attendance and good attitude to home learning!





# Christmas performances

Tuesday 17th December

**Reception and Nursery AM**

9:00

Tuesday 17th December

**Nursery PM**

2:30 PM

Tuesday 17th December

**Juniper and Oak**

10:30

Wednesday 18th December

**Birch and Cedar**

9:00

Wednesday 18th December

**Elm and Hawthorn**

10:30



# DIARY DATES

Full calendar can be viewed on our website



**December**

**Pantomime**

**6**

Fri 2024

**December**

**Highsted Christmas Jamoree**

**10**

Tue 2024

**December**

**Highsted Christmas Jamoree**

**11**

Wed 2024

**December**

**Passport to Learning Projects in**

**16**

Mon 2024

**December**

**Christmas Carol Concert Week**

**16**

Mon 2024

**Subscribe  
to our  
Calendar**

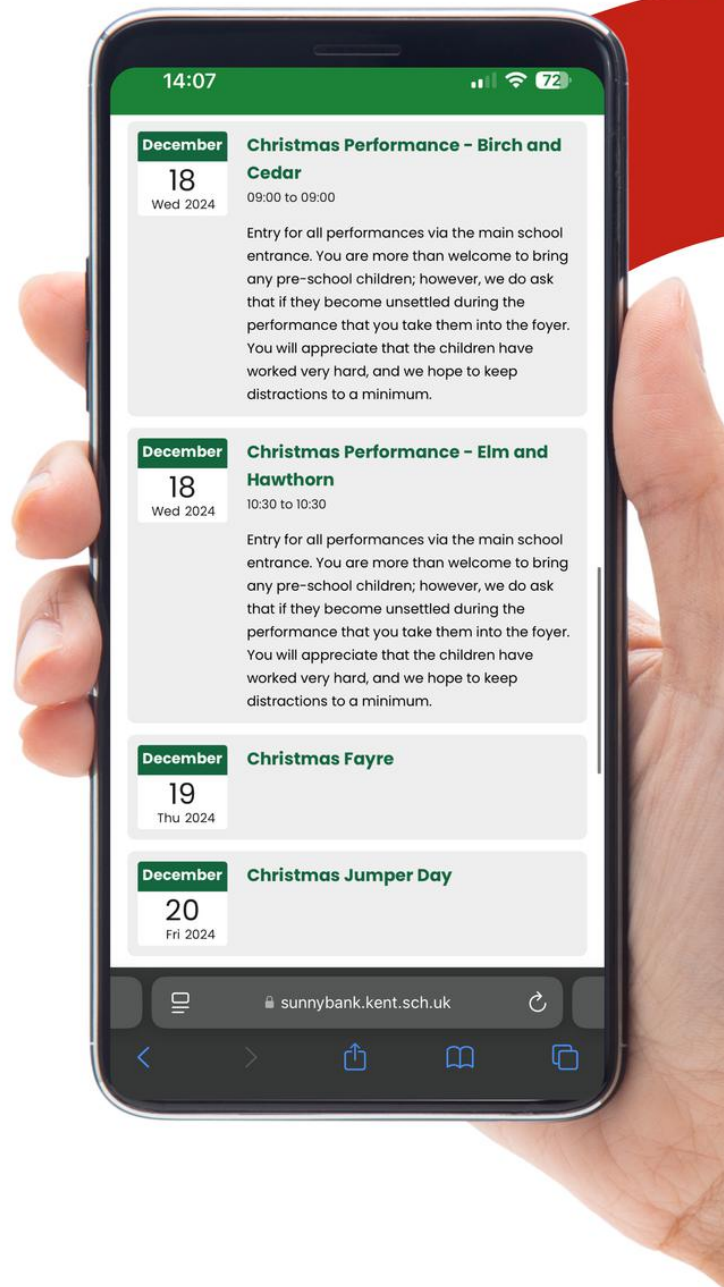
[www.sunnybank.kent.sch.uk](http://www.sunnybank.kent.sch.uk)



Subscribe to our

# Online Calendar

And have our events  
automatically appear  
on your phone!



<https://www.sunnybank.kent.sch.uk/diary/list/>

Press 'subscribe to this calendar'

# 10 Top Tips for Parents and Educators

## TEACHING CYCLE SAFETY

Cycling is an amazing way to spend quality time together as a family, as well as keeping everyone healthy and active – and it's an excellent exercise, whatever the age of your children. Getting started can sometimes be daunting, and there are obvious safety concerns over youngsters who are still getting used to a bike – so follow our top tips to help you ride with confidence.

### 1 CONSIDER CYCLE TRAINING



Courses like Bikeability are extremely useful, and training in general has come a long way since cycling proficiency began; there are Bikeability courses for adults, too. Cycle training teaches invaluable skills (such as good road positioning, signaling and visibility), and can help both parents and children feel more at ease on busy streets.

### 2 USE A SUITABLE BIKE



Find a bike of an appropriate size for its rider and resist the temptation to have children 'grow into' theirs by buying one too large for them. A bigger bike will be heavier and more difficult to control, making accidents more likely and potentially putting youngsters off cycling forever. If your child has any specific physical needs, or has dyspraxia, then try out a trike, handcycle or other adaptive cycle to see what works best.

### 3 TRY A CARGO BIKE



Cargo bikes, particularly the box-bike style, are ideal for transporting small children around. Depending on the type of bike chosen – as well as the size and age of the children – it can be possible to transport up to four little ones in this way, with additional space for other cargo as well.

### 4 INSPECT YOUR CYCLE



It's a good idea to do some routine checks on any bike before going for a ride to make sure everything's working correctly. The 'M check' is particularly useful: assessing the condition and position of the bike's wheels, handlebars, brakes, pedals, chain and saddle, working from front to back. Online tutorial videos can also teach you how to carry out basic repairs if needed. For more complicated fixes, head to your local bike shop.

### 5 BRING SUITABLE GEAR



Ensure whatever you're wearing, and any attachments for your bike, are suitable for the ride. A waterproof jacket will let you cycle safely in almost any weather. Make sure any helmets are fitted correctly. If you're riding after dark, remember to fit your bikes with a white front light, a red rear light and a red rear reflector. These are required by law.

### 6 STICK TO FLAT TERRAIN



Take a smooth, flat route if possible, so it's more suitable for younger cyclists. You might be surprised by how many quiet roads or back streets there may be in your area. Don't be put off by an indirect but easier path as opposed to a shorter, busier one. Look out for the National Cycle Network, canal towpaths and even parks that you can cut through.

### 7 STAY ALERT AND IN SAFE FORMATIONS



For maximum protection and visibility, ride in a line with children in the middle and adults at either end. If you're the only adult present, take up a position at the rear to ensure all children remain in your sight. Don't be tempted to hug the kerb if cycling on the road – riding approximately a metre out will make you more noticeable to other road users, and you'll also stay clear of any debris in the gutter.

### 8 AVOID PARKED CARS



When riding past parked cars, try to stay at least a metre away, just in case anyone inside opens a door unexpectedly or the vehicle itself starts to move. This precaution will also deter anyone driving behind from trying to squeeze past you when there isn't enough space, so don't be afraid to ride in a prominent position.

### 9 START A 'BIKE BUS'



Cycling to school with other families is a potentially fun experience – one which comes with the added benefit of safety in numbers, in case anything goes wrong along the way. Team up with other parents, carers and educators and pick a day to cycle to school together. Who knows – maybe, in time, you'll have other folks asking to join you?

### 10 HAVE FUN!



Keep in mind that cycling should be fun! A good bike ride can be really enjoyable for adults and children alike, while also being a superb form of exercise. Ease children into the hobby by starting them off with shorter journeys – such as a trip to the park – and build them up to longer, more complicated outings. Some children may get bored on a longer ride, so try to keep a conversation going with them.

## Meet Our Expert

Sophie Gordon is the campaigns manager at Cycling UK, a charity which inspires and enables people to start cycling. She has spent six years campaigning for safer roads and more protected cycle paths, while supporting communities to call for better cycling conditions where they live.



Source: See full reference list on guide page at: <https://nationalcollege.com/guides/teaching-cycle-safety>